



SOBY.COM
TRUSTED SINCE 1961



SØBY SR60-SR175 chain conveyors

SØBY chain conveyors are an economical and reliable solution for horizontal and inclined conveying of large quantities of grain, as well as the conveying of seeds and ground bulk products.



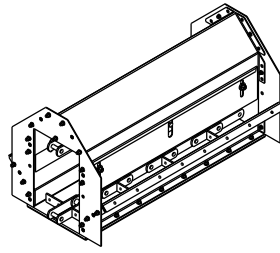
Chain conveyors SR60-SR175

SØBY chain conveyors are an internationally renowned quality product that can be incorporated wherever grain and ground bulk products need to be conveyed. Conveying systems with SØBY chain conveyors can always be extended or adapted as and when needs change.

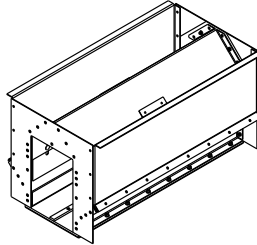
Scope of application

SØBY chain conveyors are used for conveying grain and free-flowing seeds horizontally or slightly inclined (7°) where gentle conveying is required. The chain conveyors are also suitable for conveying flour products.

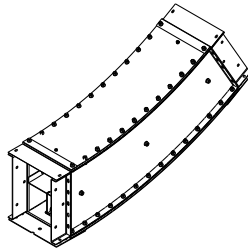
SØBY SR60-SR120 chain conveyors are also available for inclined conveying up to angles of 45° - either with a bend (15°, 30° or 45°), e.g. after a pit, or as a roof chain conveyor. Chain conveyors for bends and inclined conveying have extension sections with intermediate bottom plate and chains with extended flights.



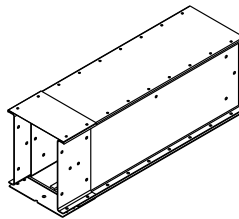
Extension section with side inlet for pit



Extension section with side inlet and closed inlet box with cover



1 m extension section as 30° bend. Also available as 15° (0.5 m) and 45° (1.5 m)



1 m extension section

Basic machine:

- Drive/tensioning section
- Gear and motor
- SR60-SR80 (Ø250/Q24) SR100-SR175 (Ø300/Q30) end outlet
- Rounded tail section
- Extension sections in 2 m, 1 m and 0.5 m, also available with intermediate bottom
- Heavy-duty chain, 40x6 125 mm divisions
- Bottom with 10mm Nonfric wear plate
- Bottom/sides/top 3/3/2 mm (SR60-SR175)
- Inlet hopper SR60-SR80 (Ø250/Q24) SR100-SR175 (Ø300/Q30)

Accessories

- Intermediate outlet with slide and outlet cleaner operated manually or electrically
- Capacity regulator in connection with pit chain conveyor. Cannot be used with bend (extended flights)
- Q24/30 outlet hopper at 30° or 45°
- Catwalks and supports where the chain conveyor can be located
- TipBox

SOBY TRUSTED
SINCE 1961

Viborgvej 306 · DK-7840 Højslev
(+45) 97 53 50 33 · soby@soby.com
www.soby.com